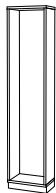


Produktöversikt

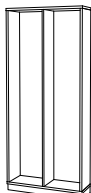
Vitlack

Specialbets
Olika ncs-kulörer

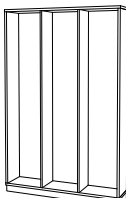
Stommar, djup 300 mm (omonterat)



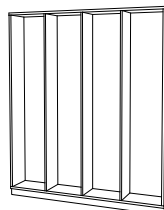
C118
Höjd 2224 mm
Bredd 505 mm



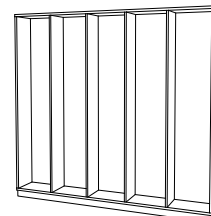
C128
Höjd 2224 mm
Bredd 975 mm



C138
Höjd 2224 mm
Bredd 1445 mm



C148
Höjd 2224 mm
Bredd 1915 mm



C158
Höjd 2224 mm
Bredd 2385 mm

Art.
Höjd
Bredd

Ek, Ask, Björk
Valnöt
Vitlack

Stommar, djup 450 mm (monteras på fabrik)



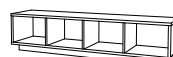
C12
Höjd 452 mm
Bredd 505 mm



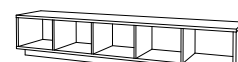
C22
Höjd 452 mm
Bredd 975 mm



C32
Höjd 452 mm
Bredd 1445 mm



C42
Höjd 452 mm
Bredd 1915 mm



C52
Höjd 452 mm
Bredd 2385 mm

Art.
Höjd
Bredd

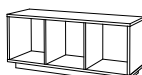
Ek, Ask, Björk
Valnöt
Vitlack



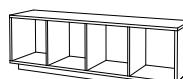
C13
Höjd 612 mm
Bredd 505 mm



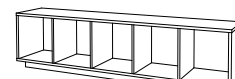
C23
Höjd 612 mm
Bredd 975 mm



C33
Höjd 612 mm
Bredd 1445 mm



C43
Höjd 612 mm
Bredd 1915 mm



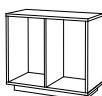
C53
Höjd 612 mm
Bredd 2385 mm

Art.
Höjd
Bredd

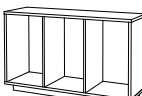
Ek, Ask, Björk
Valnöt
Vitlack



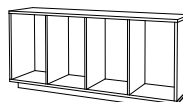
C15
Höjd 868 mm
Bredd 505 mm



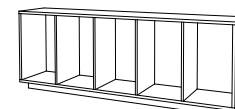
C25
Höjd 868 mm
Bredd 975 mm



C35
Höjd 868 mm
Bredd 1445 mm



C45
Höjd 868 mm
Bredd 1915 mm

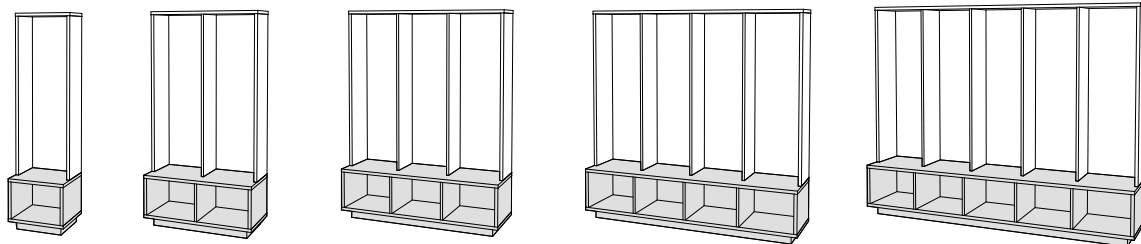


C55
Höjd 868 mm
Bredd 2385 mm

Art.
Höjd
Bredd

Ek, Ask, Björk
Valnöt
Vitlack

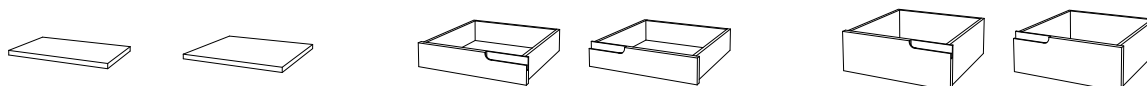
Påbyggnadsdel, djup 300mm (omonterat)



Art.	C215	C225	C235	C245	C255
Höjd	1414 mm	1414 mm	1414 mm	1414 mm	1414 mm
Bredd	505 mm	975 mm	1445 mm	1915 mm	2385 mm


Ek, Ask, Björk
Valnöt
Vitlack

Hyllplan, lådor och skåpdörrar




Art.	C199	C99	C811	C812	C801	C802
Höjd	20 mm	20 mm	96 mm	96 mm	160 mm	160 mm
Bredd	450 mm	450 mm	450 mm	450 mm	450 mm	450 mm
Djup	290 mm	420 mm	440 mm	440 mm	440 mm	440 mm

Ek, Ask, Björk
Valnöt
Vitlack



Art.	C921	C922	C931	C932	C951	C952
Höjd	320 mm	320 mm	480 mm	480 mm	736 mm	736 mm
Bredd	450 mm	450 mm	450 mm	450 mm	450 mm	450 mm

Ek, Ask, Björk
Valnöt
Vitlack



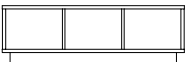
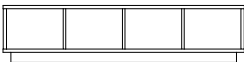



Art.	C921G	C922G	C931G	C932G	C951G	C952G
Höjd	320 mm	320 mm	480 mm	480 mm	736 mm	736 mm
Bredd	450 mm	450 mm	450 mm	450 mm	450 mm	450 mm



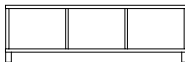
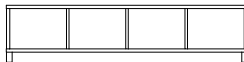
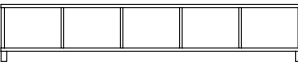
Glas

Välj mellan frostat och klart glas

Valmöjlighet 1: Sockel (ingår i priset på stomme, se sid. 1)






					
Art. Höjd	- 80 mm	- 80 mm	- 80 mm	- 80 mm	- 80 mm

Valmöjlighet 2: Ben i stället för sockel, (inga tillägg)

					
Art. Höjd	- 80 mm	- 80 mm	- 80 mm	-* 80 mm	-* 80 mm

* 1st extra stödben medlevereras till de längre stommarna


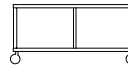
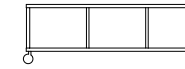
Valmöjlighet 3: Underrede i stället för sockel, (tillägg enl. nedan)

					
Art. Höjd*	CU1 210 mm	CU2 210 mm	CU3 210 mm	CU4 210 mm	CU5 210 mm

**Ek, Ask, Björk
Valnöt
Vitlack**

* Med underrede blir alltså stommen 13cm högre än måtten på sida 1.

Valmöjlighet 4: Hjul i stället för sockel, (tillägg enl. nedan)

			
Art. Bygghöjd	Designhjul 98 mm	Designhjul 98 mm	Designhjul 98 mm

Hjulsats 4st

Olof Nilson
Möbelverkstad AB